

THE CLEAN SLATE INITIATIVE DATA DASHBOARD LAUNCH TOOLKIT

INTRODUCTION

In a breakthrough for public policy creation, a new data model unveiled by The Clean Slate Initiative (CSI) offers detailed insights into the crisis of arrest and conviction records in America. The CSI Data Dashboard presents population estimates for people in the U.S. who are impacted by arrest or conviction records, with data further broken down by race, ethnicity, sex, and type of record, within each state and over time. The CSI Data Dashboard is available at cleanslateinitiative.org/data.

RESOURCES

Methodology Document

Samuel Sinyangwe, a data scientist for The Clean Slate Initiative, led the creation of the CSI Data Dashboard, as well as the data model that powers it. The model's Methodology Document is [available here](#).

Data Dashboard User Guide Video

Samuel Sinyangwe, a data scientist for The Clean Slate Initiative provides an overview of the CSI Data Dashboard in this video [available here](#).

State Data Factsheets

Earlier this year, The Clean Slate Initiative released fact sheets that demonstrate the impact of proposed legislation in four states - [Kentucky](#), [Illinois](#), [Maryland](#), and [Missouri](#). The fact sheets use CSI's data model to quantify the impact of the specific legislation put forward to each state's legislature. The CSI Data Dashboard

offers even greater detail about who would benefit from record clearance policies with varying eligibility criteria.

SOCIAL POSTS

Please share the launch of CSI's Data Dashboard with your networks. We have provided some sample graphics and copy for your social channels.

You can find The Clean Slate Initiative at:

Instagram: [@cleanslateinitiative](https://www.instagram.com/cleanslateinitiative)

X (formerly Twitter): [@cleanslate_init](https://twitter.com/cleanslate_init)

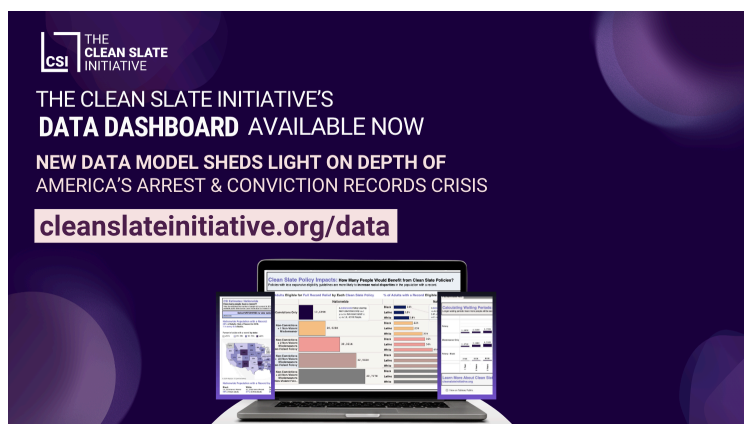
Facebook: [The Clean Slate Initiative](https://www.facebook.com/TheCleanSlateInitiative)

LinkedIn: [The Clean Slate Initiative](https://www.linkedin.com/company/cleanslateinitiative)

Twitter

Download Twitter Graphics [here](#)

1. In a breakthrough for public policy creation, the new CSI Data Dashboard unveiled by [@cleanslate_init](https://twitter.com/cleanslate_init) offers detailed insights into the crisis of arrest and conviction records in America. The CSI Data Dashboard is available now at cleanslateinitiative.org/data. #CleanSlate



2. The CSI Data Dashboard just launched! For the first time ever you can access population estimates for people in the U.S. who are impacted by arrest or conviction records, with data further broken down by race, ethnicity, sex, & type of record. Access now @ cleanslateinitiative.org/data



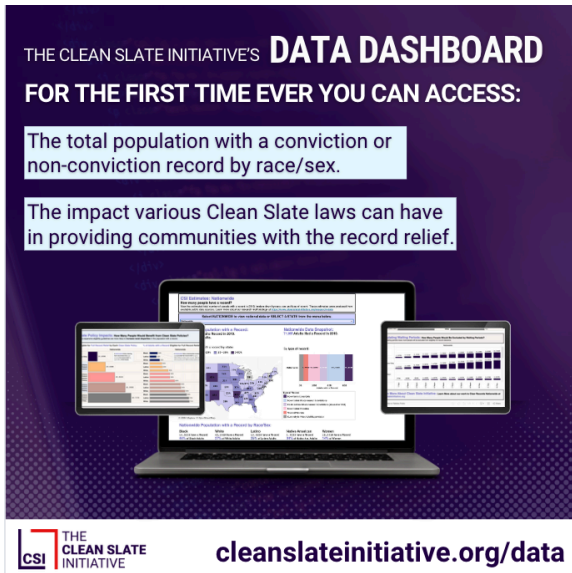
Instagram/Facebook/LinkedIn

Download Instagram/Facebook/LinkedIn Graphics [here](#)

1. The Clean Slate Initiative [**insert handle per channel**] has launched a new Data Dashboard that sheds light on the depth of America's arrest and conviction records crisis. The Clean Slate Initiative Data Dashboard allows lawmakers, advocates, and others to scale the impact of #SecondChance legislation.

You can check out the data for your state now by visiting the dashboard at cleanslateinitiative.org/data

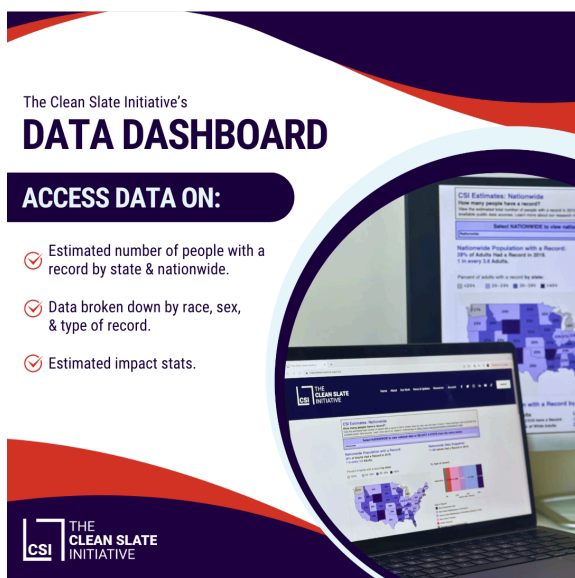
#CleanSlate #SecondChances #DataforSecondChances



2. The Clean Slate Initiative has launched a new tool to use data to advance #SecondChances across the nation. For the first time, The CSI Data Dashboard presents population estimates for people in the U.S. who are impacted by arrest or conviction records, with data further broken down by race, ethnicity, sex, and type of record, within each state and over time.

The CSI Data Dashboard is available now at cleanslateinitiative.org/data.

#CleanSlate #SecondChances #DataforSecondChances

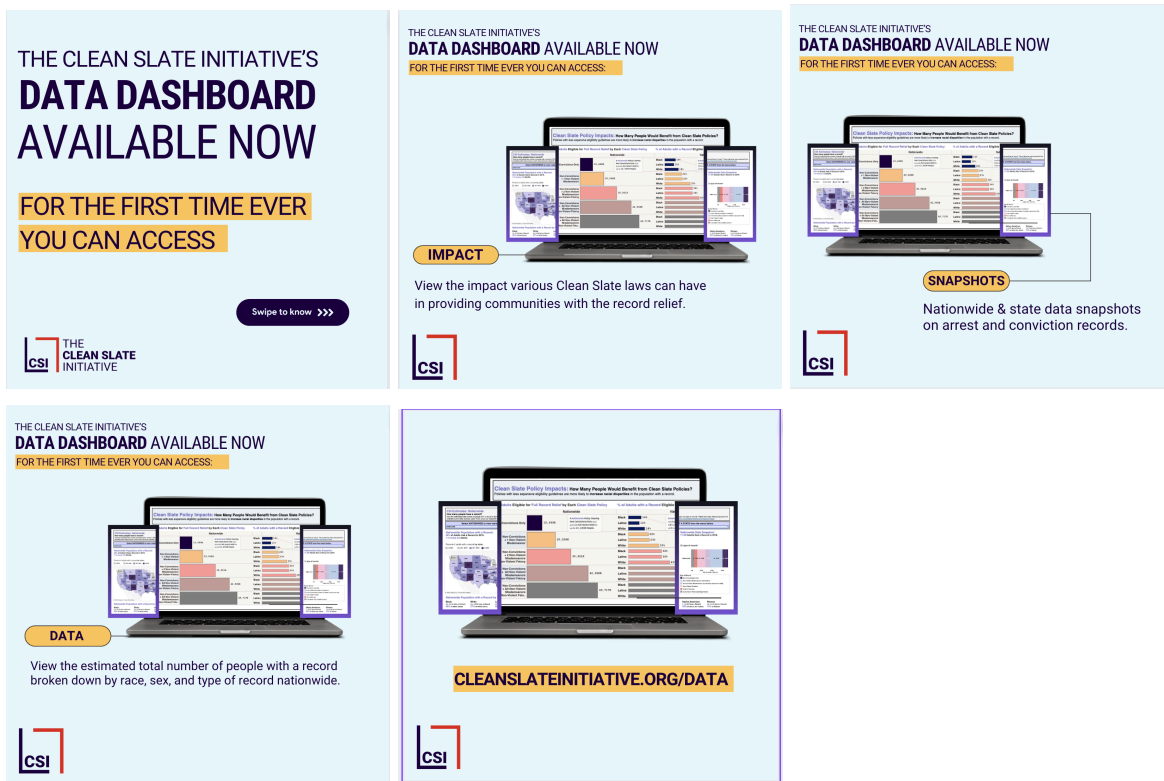


- The data shows that #CleanSlate policies are a win for #SecondChances and now for the first time ever, lawmakers, advocates, and others to scale the impact of Clean Slate legislation. The Clean Slate Initiative’s Data Dashboard gives users an interactive look into the depth of America’s arrest and conviction records crisis.

You can checkout the data now by visiting the dashboard at cleanslateinitiative.org/data

#CleanSlate #SecondChances #DataforSecondChances

Instagram Swipe Post



EVENTS

CSI'S RESEARCH & DATA TEAM PRESENTS: A VIRTUAL LAUNCH EVENT FOR OUR DATA DASHBOARD



Join us for an overview of our data dashboard that provides a comprehensive, in-depth look at state-level data, offering insights into the estimated number of people with records and the potential impacts of Clean Slate legislation.

RSVP ON OUR WEBSITE:
CLEANSLATEINITIATIVE.ORG/DASHBOARD-WEBINAR

CSI's Research and Data team for an informative webinar showcasing our soon-to-be-launched data dashboard online Tuesday, April 16, at 2 p.m. This online session is designed for our valued state partners, advocates, and anyone interested in understanding the impact of records on individuals and communities across the United States. [Sign up for the webinar on our website.](#)

Our dashboard provides a comprehensive, in-depth look at state-level data, offering insights into the estimated number of people with records and the potential impacts of Clean Slate legislation. **We'll share our methodology during the webinar** and show how this tool can support policy-making.

Don't miss this opportunity to learn more about our efforts to enhance transparency and inform equitable policy decisions.

SHARE THE WEBINAR WITH YOUR NETWORK

Download Webinar Graphic [HERE](#)

Sample Copy:

I am excited to tune in to The Clean Slate Initiative's Data Dashboard Webinar on Tuesday, April 16 at 2 p.m EST. The Clean Slate Initiative Research & Data team will be sharing more on their newly launched Data Dashboard which is an



interactive tool giving insight into the depth of America's arrest and conviction records crisis.

You can join too! Register now at:

<https://www.cleanslateinitiative.org/dashboard-webinar>